MY SWISS BRICK TRIP · LUCERNE

Monument du Lion



Photo: Marco Del Torchio 95 · CC0 1.0



74 pièces · 28 références

Un modèle souvenir en briques, compatible avec les briques standard.
Édition carte postale : 9,6 × 6,4 cm, 6,7 cm de haut.
Listes de pièces pour Pick a Brick et BrickLink : voir le site du projet.

Ma visite

Monument du Lion, Lucerne

Date de ma visite _____

J'y étais avec _____

Le temps était _____

Mon plus beau souvenir

_____

_____

_____

Colle ici une photo ou ton billet

Construit le _____ **Temps de construction** _____

Couleurs de ce set

Trie tes briques par groupes de couleurs avant de commencer, un bol par groupe. Les tons clairs et foncés d'une couleur se ressemblent sous une lumière chaude : trie-les à la lumière du jour. Chaque étape donne la couleur de chaque pièce, d'abord en mots simples, le nom officiel entre parenthèses.

	couleur	en gris	pièces	bol
	Gris clair (Light Bluish Grey)		35	1
	Vert (Green)		12	2
	Vert foncé (Dark Green)		10	2
	Noir (Black)		7	3
	Gris foncé (Dark Bluish Grey)		5	4
	Brun rougeâtre (Reddish Brown)		4	5
	Beige clair (Tan)		1	6

D'abord : assembler les plaques de base

La base se compose de 2 plaques de 12 × 4 tenons (Noir (Black)), 12 × 8 tenons en tout. À l'étape 1, pose les 3 plaques sur la table, tenons en haut, aux contours en pointillés. À l'étape 2, presse les plaques de base dessus, bord à bord : chaque plaque du dessous est à moitié sous une plaque de base et à moitié sous la suivante, et verrouille le joint sur toute sa longueur.

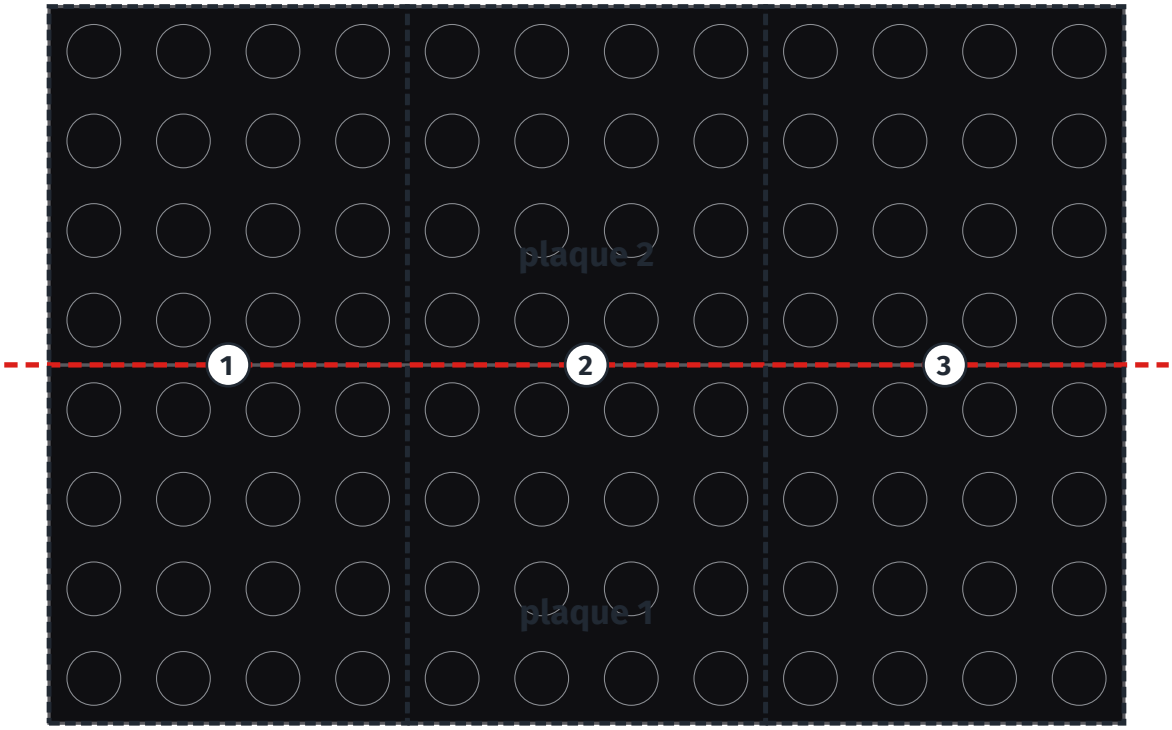

DEVANT : ce bord est face à toi dans les images des étapes. Tirets rouges : les joints.

1 plaque 4 × 8, Noir (Black), dessous : 0 tenons du bord gauche, 0 de l'avant
2 plaque 4 × 8, Noir (Black), dessous : 4 tenons du bord gauche, 0 de l'avant
3 plaque 4 × 8, Noir (Black), dessous : 8 tenons du bord gauche, 0 de l'avant

1



3x
Noir
(Black)



2



2x
Noir
(Black)



3



2x
Noir
(Black)



1x
Beige clair
(Tan)



4



1x
Gris clair
(Light Bluish Grey)



1x
Gris clair
(Light Bluish Grey)



1x
Gris clair
(Light Bluish Grey)

tourne le modèle



5



2x
Gris clair
(Light Bluish Grey)



1x
Gris clair
(Light Bluish Grey)

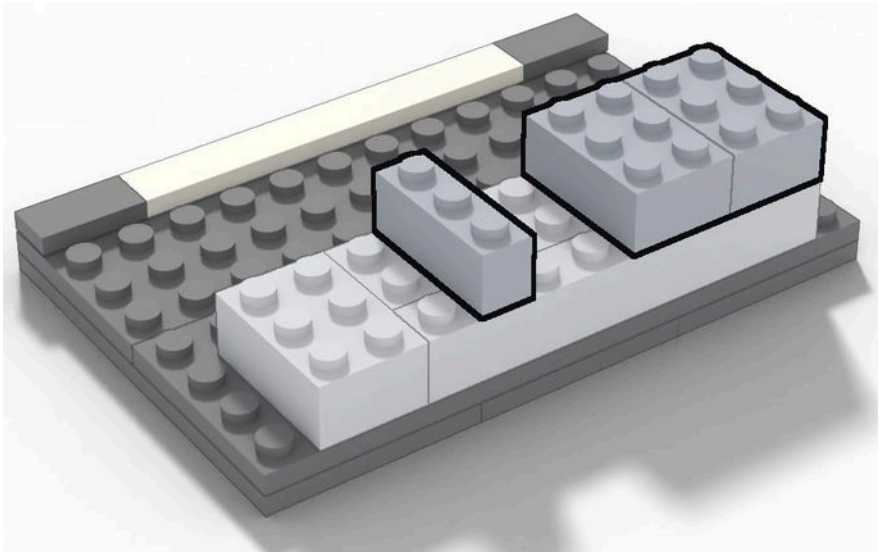

6



1x
Gris clair
(Light Bluish Grey)



1x
Gris clair
(Light Bluish Grey)



1x
Gris foncé
(Dark Bluish Grey)

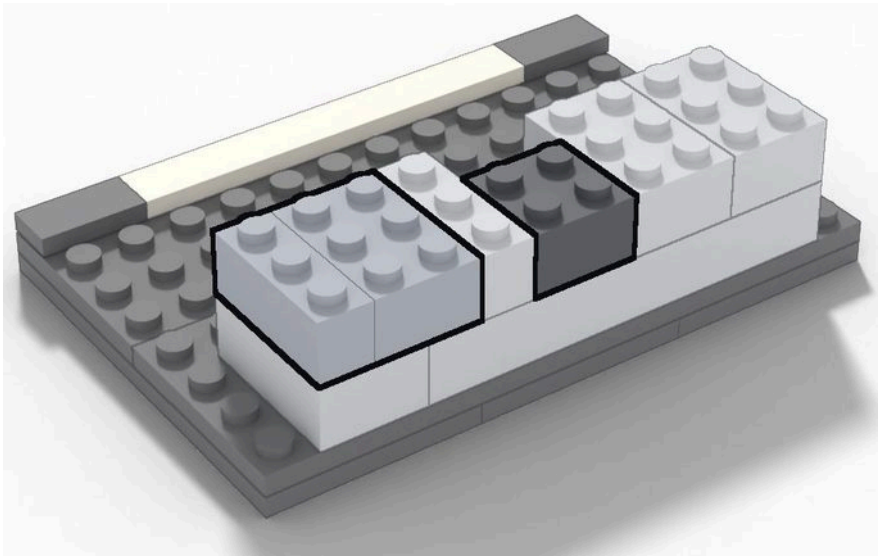

7



1x
Gris clair
(Light Bluish Grey)



1x
Gris clair
(Light Bluish Grey)

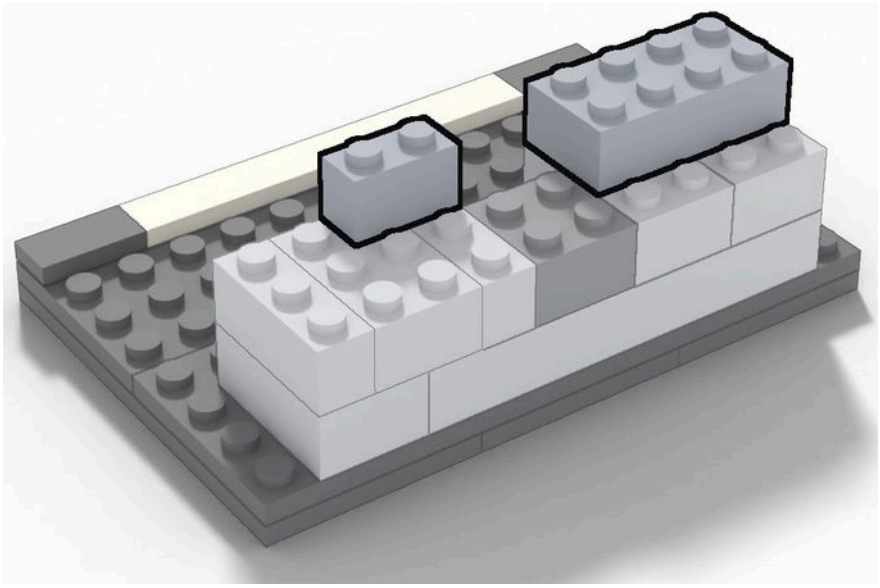

8



1x
Gris clair
(Light Bluish Grey)



1x
Gris clair
(Light Bluish Grey)



1x
Gris foncé
(Dark Bluish Grey)

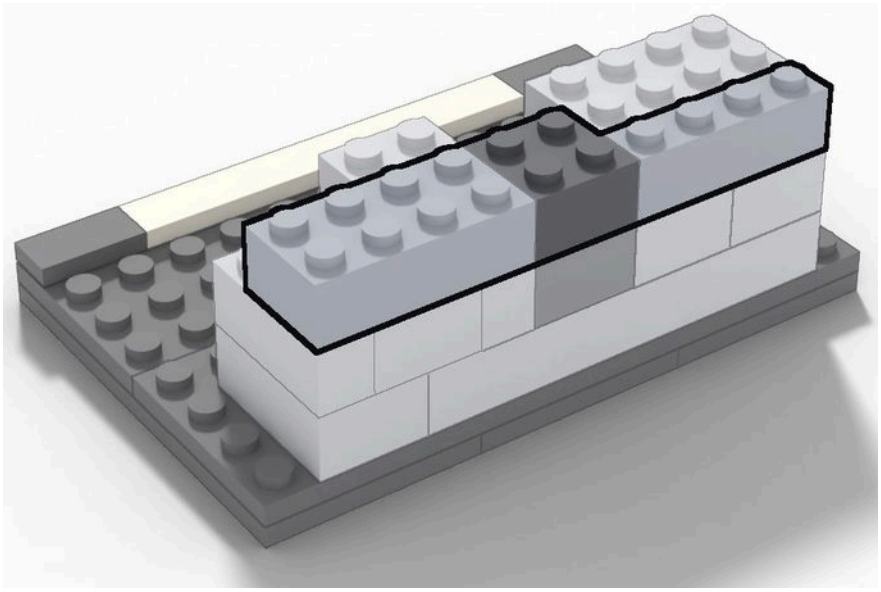

9



1x
Gris clair
(Light Bluish Grey)



1x
Gris clair
(Light Bluish Grey)

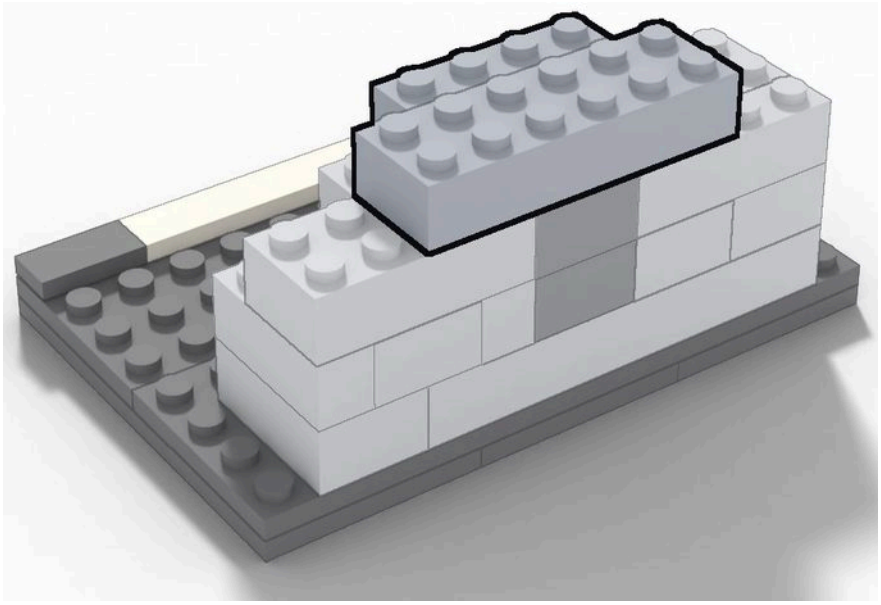

10



1x
Gris clair
(Light Bluish Grey)



1x
Gris foncé
(Dark Bluish Grey)

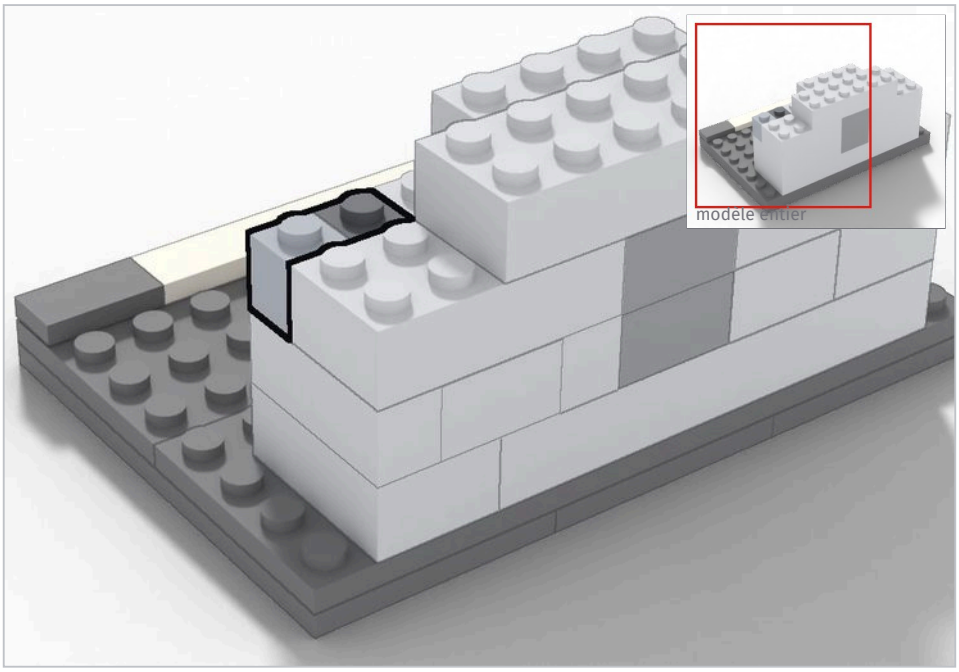

11



2x
Gris clair
(Light Bluish Grey)



1x
Gris clair
(Light Bluish Grey)



1x
Gris foncé
(Dark Bluish Grey)

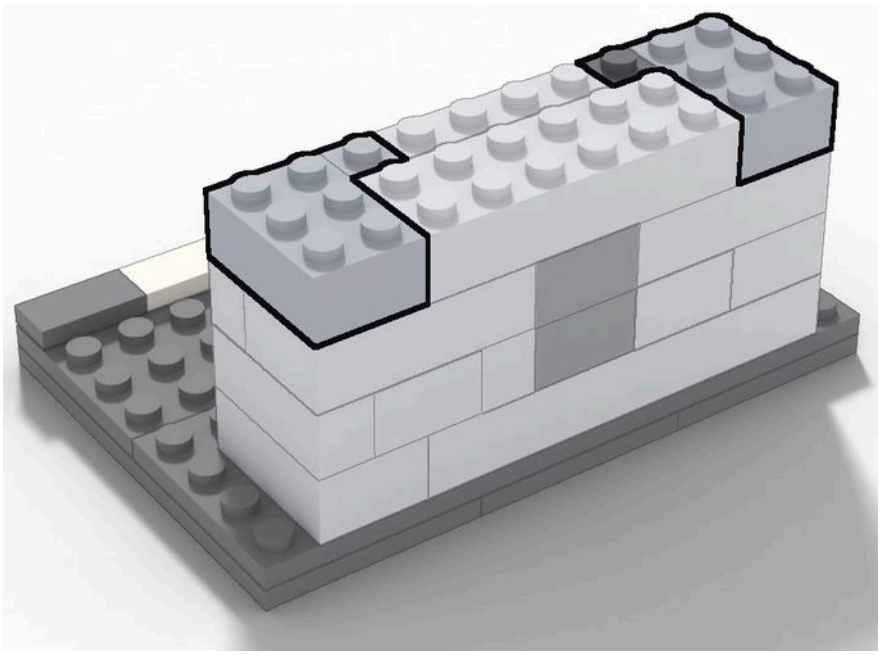

12



1x **Gris clair** (Light Bluish Grey)
1x **Gris clair** (Light Bluish Grey)
1x **Gris clair** (Light Bluish Grey)
1x **Gris clair** (Light Bluish Grey)
1x **Gris foncé** (Dark Bluish Grey)

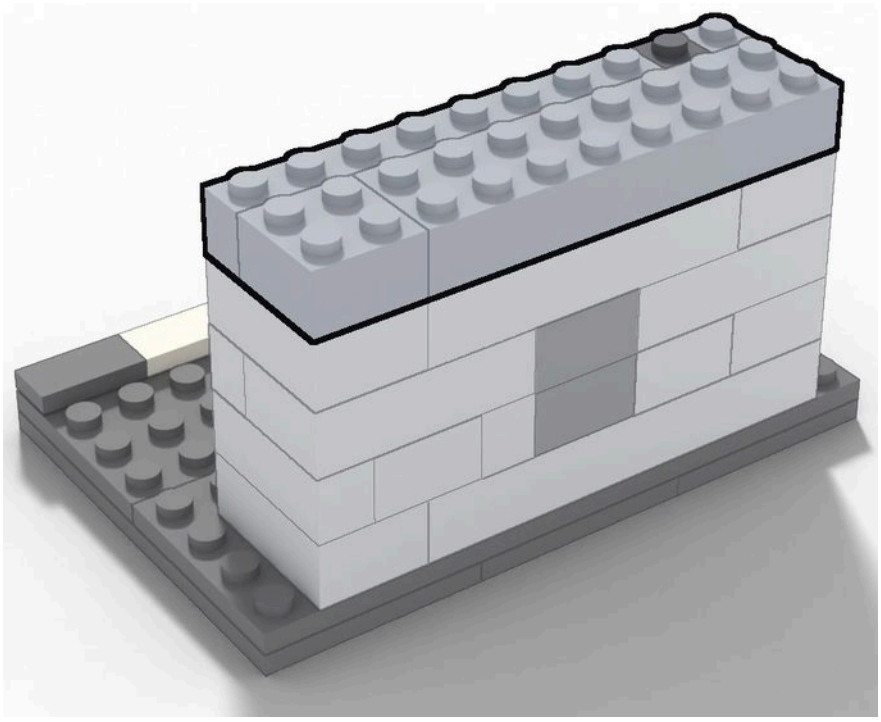

13

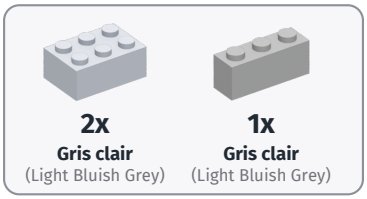

2x **Gris clair** (Light Bluish Grey)
1x **Gris clair** (Light Bluish Grey)

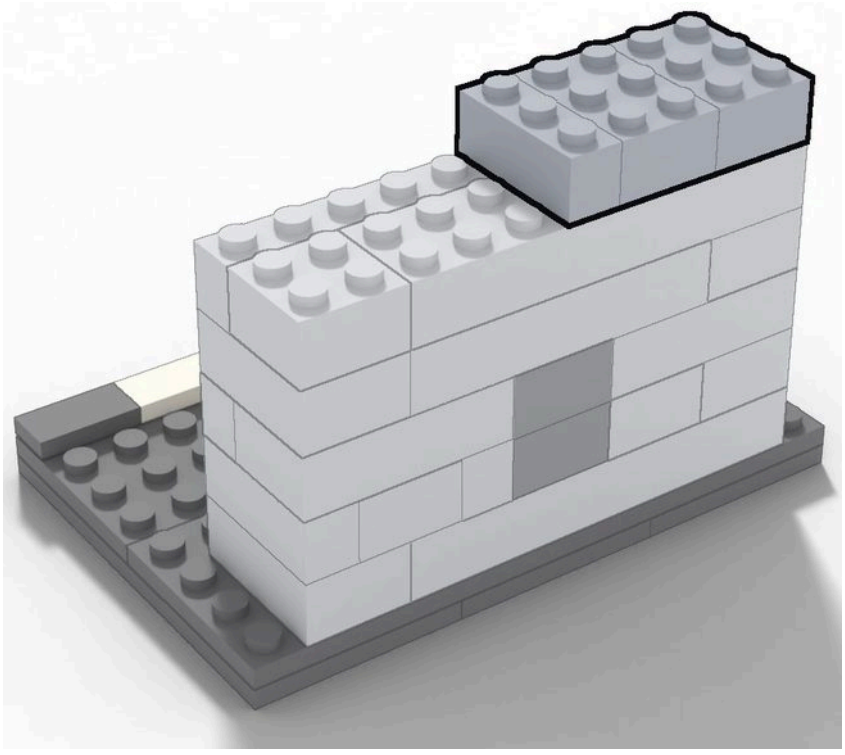

14



2x
Gris clair
(Light Bluish Grey)



1x
Gris clair
(Light Bluish Grey)



1x
Gris clair
(Light Bluish Grey)

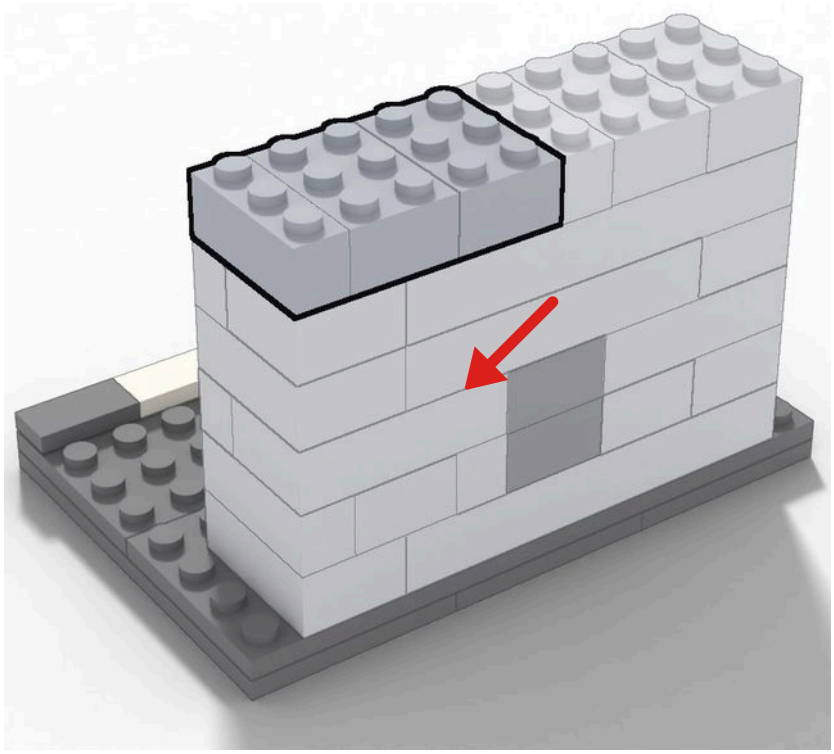

15



2x
Vert foncé
(Dark Green)



1x
Vert foncé
(Dark Green)



1x
Vert foncé
(Dark Green)



1x
Vert foncé
(Dark Green)



16

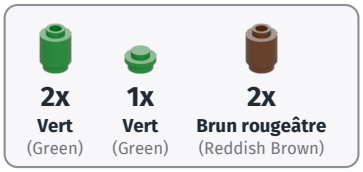
2x
Vert
(Green)
1x
Vert
(Green)
2x
Brun rougeâtre
(Reddish Brown)

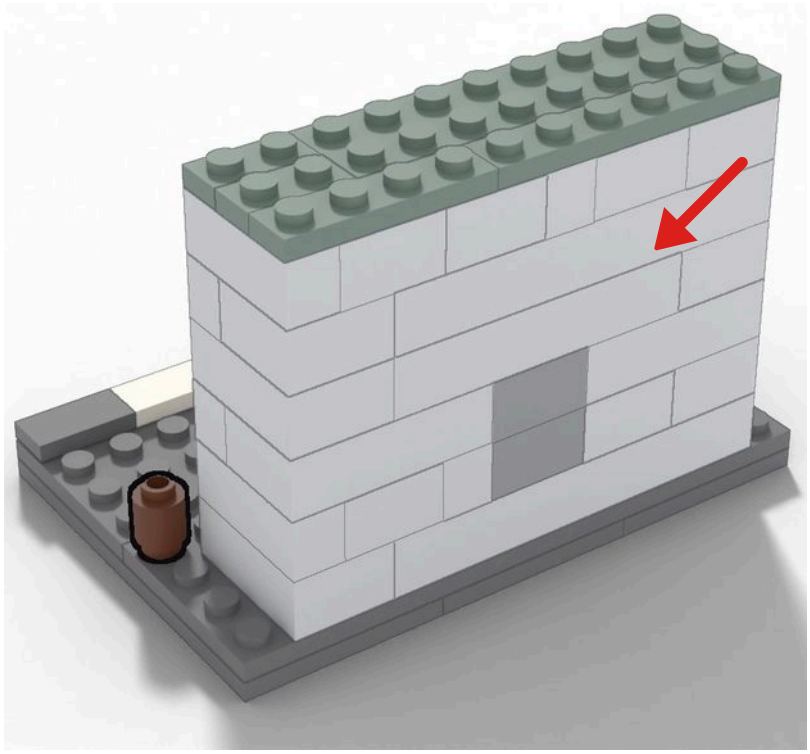

17

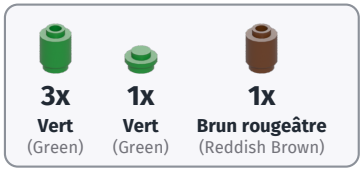
3x
Vert
(Green)
1x
Vert
(Green)
1x
Brun rougeâtre
(Reddish Brown)

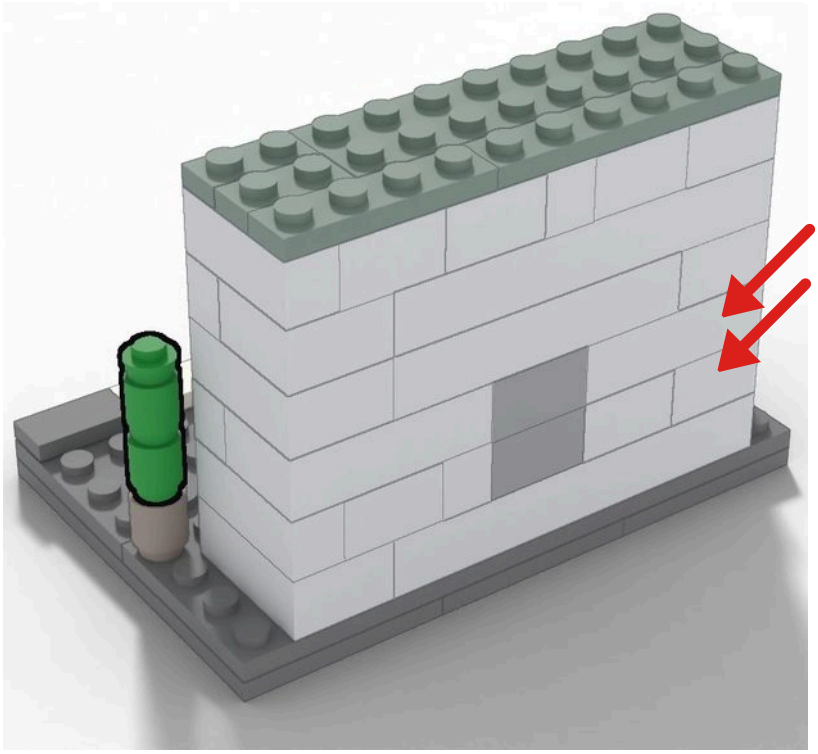

18

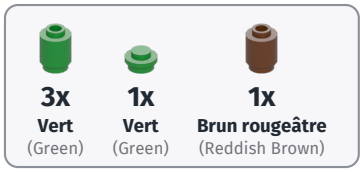
3x
Vert
(Green)
1x
Vert
(Green)
1x
Brun rougeâtre
(Reddish Brown)

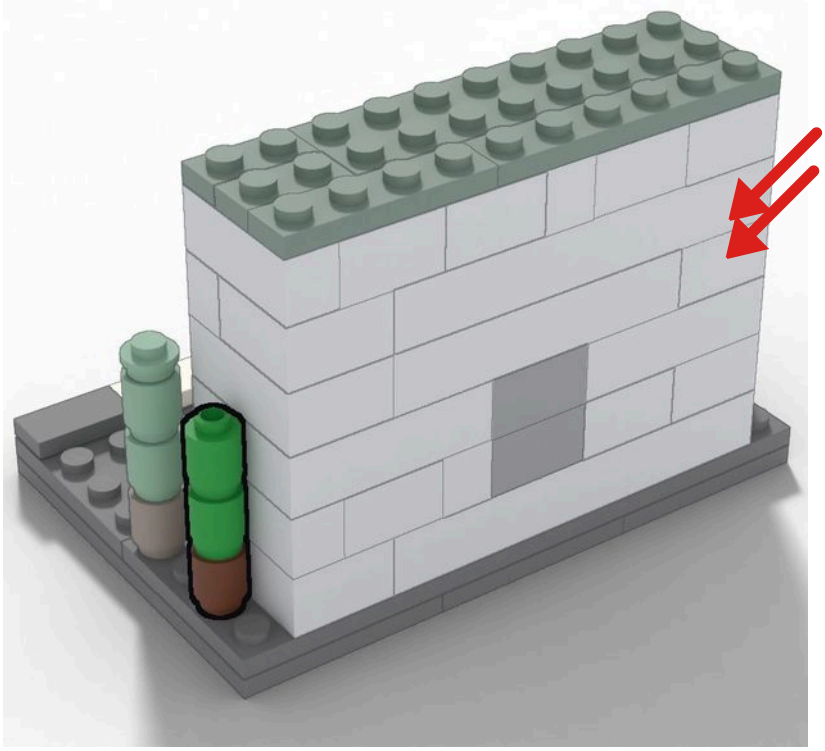

19


1x
Vert
(Green)
5x
Vert foncé
(Dark Green)

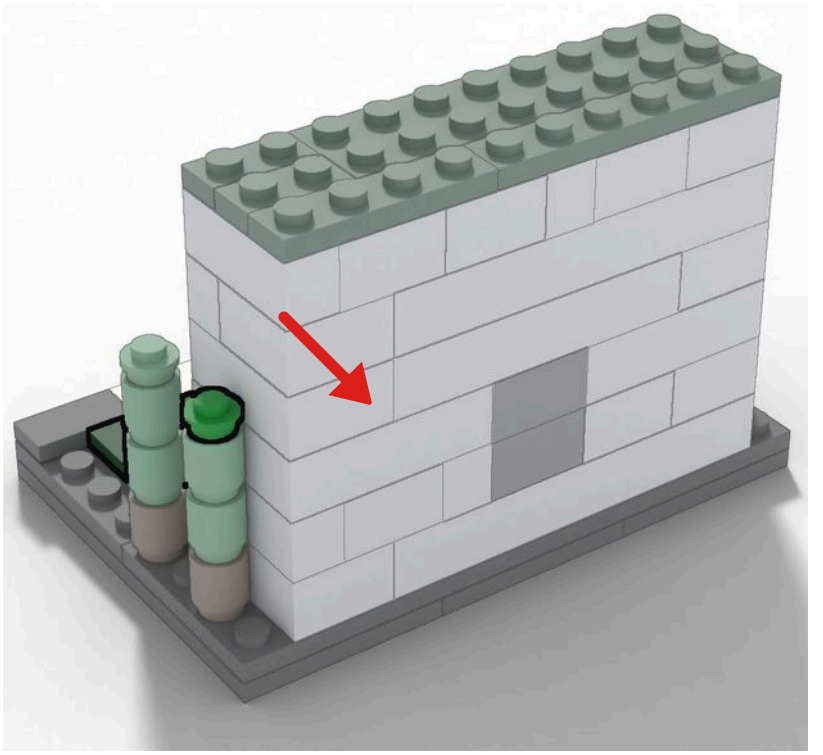

20



4x
Gris clair
(Light Bluish Grey)

2x
Gris clair
(Light Bluish Grey)

tourne le modèle

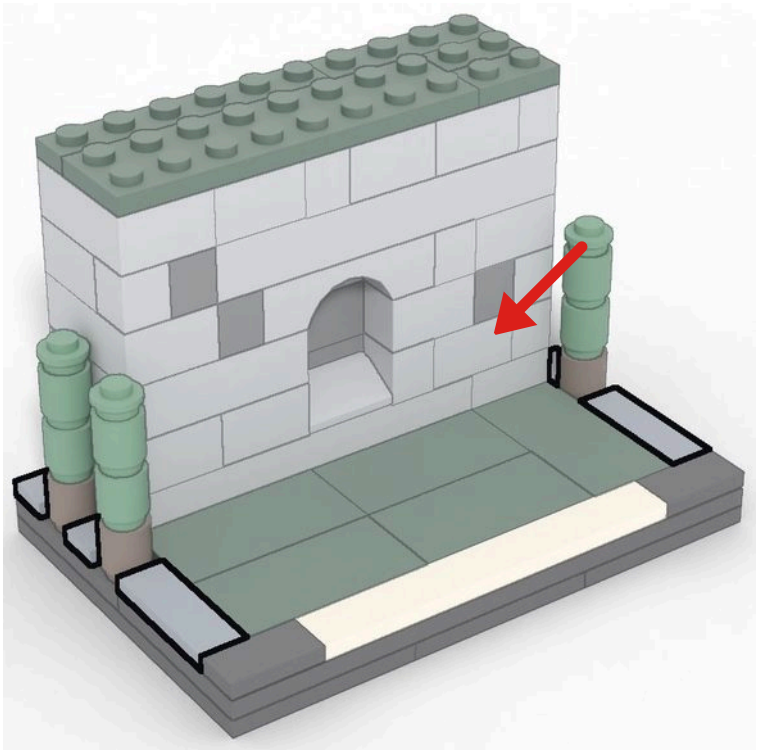

Liste des pièces



2x
3029



3x
3035 · Black



2x
3069b



2x
3003



3x
3005 · Dark Bluish Gray



2x
3023b



1x
3034



1x
3666



1x
3710



5x
87079 · Dark Green



8x
3062 · Green



4x
6141



1x
2456



2x
3001 · Light Bluish Gray



10x
3002 · Light Bluish Gray



1x
3003 · Light Bluish Gray



1x
3004 · Light Bluish Gray



3x
3005 · Light Bluish Gray



2x
3007 · Light Bluish Gray



2x
3008 · Light Bluish Gray



1x
3010 · Light Bluish Gray



4x
3070 · Light Bluish Gray



4x
3622 · Light Bluish Gray



1x
3659



2x
63864 · Light Bluish Gra



1x
85984



4x
3062 · Reddish Brown



1x
4162

Monument du Lion

Lucerne

Scanne pour retrouver ce monument en ligne : la notice, son histoire et la commande des pièces (une seule commande Pick a Brick pour toutes les briques, ou une Wanted List BrickLink).

https://myswissbricktrip.com/fr/landmarks/loewendenkmal.html

Notice gratuite sous licence CC BY-NC 4.0 : partage-la, construis, pas d'usage commercial. Un projet amateur indépendant et non commercial, sans lien avec aucun fabricant de briques. Les photos gardent leur propre licence (voir les crédits).