MY SWISS BRICK TRIP · BERN

Zytglogge





110 Teile · 30 verschiedene Teile

Ein Souvenir-Modell aus Klemmbausteinen, kompatibel mit Standardsteinen.

Postkarten-Ausgabe: 9,6 × 6,4 cm, 10,6 cm hoch.

Teilelisten für Pick a Brick und BrickLink: siehe Projekt-Website.

Deine Schweizer Reise, Stein für Stein · ein kostenloses Hobbyprojekt, mit keinem Steinhersteller verbunden

Mein Besuch

Zytglogge, Bern

Datum meines Besuchs _____

Ich war dort mit _____

Das Wetter war _____

Woran ich mich am liebsten erinnere

_____

_____

_____

Hier ein Foto oder dein Ticket einkleben

Gebaut am _____ **Bauzeit** _____

Farben in diesem Set

Sortiere deine Steine vor dem Start in diese Farbgruppen, je eine Schale. Helle und dunkle Töne einer Farbe sehen bei warmem Licht gleich aus: sortiere bei Tageslicht. Jeder Schritt nennt die Farbe jedes Teils, zuerst einfach, in Klammern der offizielle Name.

Farbe	in Graustufen	Teile	Schale
Hellgrau (Light Bluish Grey)		37	1
Hellbeige (Tan)		25	2
Dunkelbeige (Dark Tan)		17	3
Schwarz (Black)		16	4
Rotbraun (Reddish Brown)		15	5

Zuerst: die Grundplatten verbinden

Die Grundfläche besteht aus 1 Platten mit 12 × 4 Noppen (Schwarz (Black)), insgesamt 12 × 4 Noppen. Lege in Schritt 1 die 3 Platten mit den Noppen nach oben dorthin, wo die gestrichelten Umrisse sind. Drücke in Schritt 2 die Grundplatten bündig darauf: Jede Platte darunter liegt halb unter der einen und halb unter der nächsten Grundplatte und hält die Fuge auf ganzer Länge.

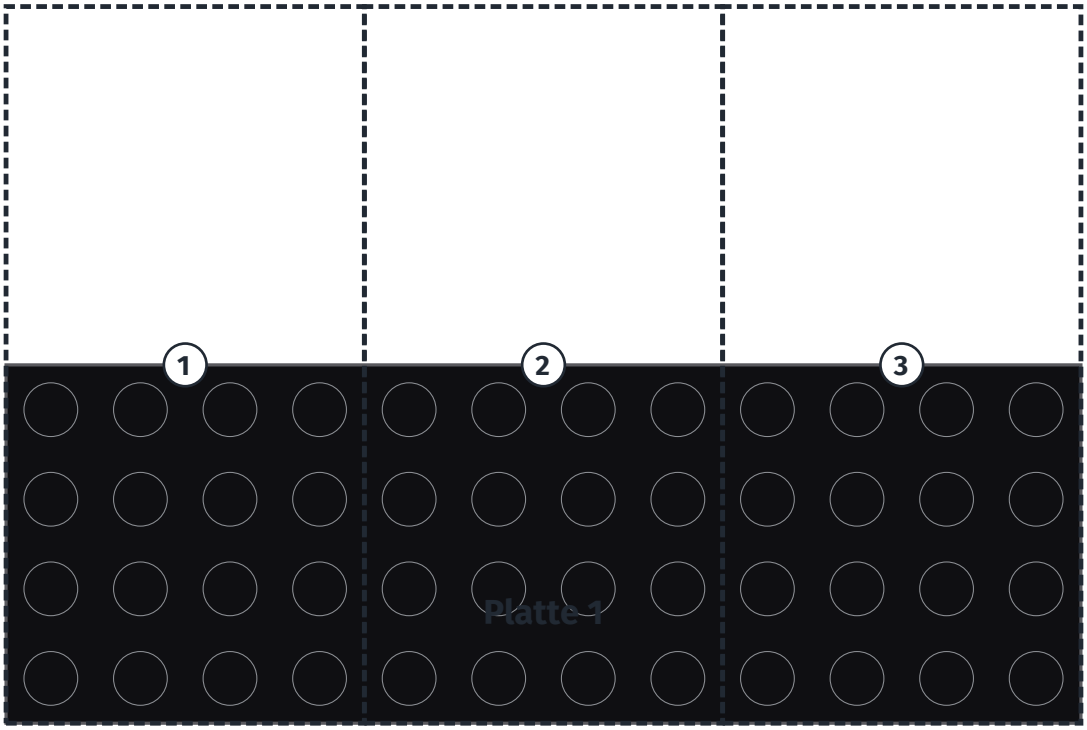

VORNE: diese Kante zeigt in den Schrittbildern zu dir. Rot gestrichelt: die Fugen.

1 4 × 8 Platte, Schwarz (Black), darunter: 0 Noppen vom linken Rand, 0 von vorne
2 4 × 8 Platte, Schwarz (Black), darunter: 4 Noppen vom linken Rand, 0 von vorne
3 4 × 8 Platte, Schwarz (Black), darunter: 8 Noppen vom linken Rand, 0 von vorne

1



3x
Schwarz
(Black)



2



1x
Schwarz
(Black)



1x
Hellbeige
(Tan)



3



1x
Schwarz
(Black)

Modell drehen



4



1x
Schwarz
(Black)

Modell drehen

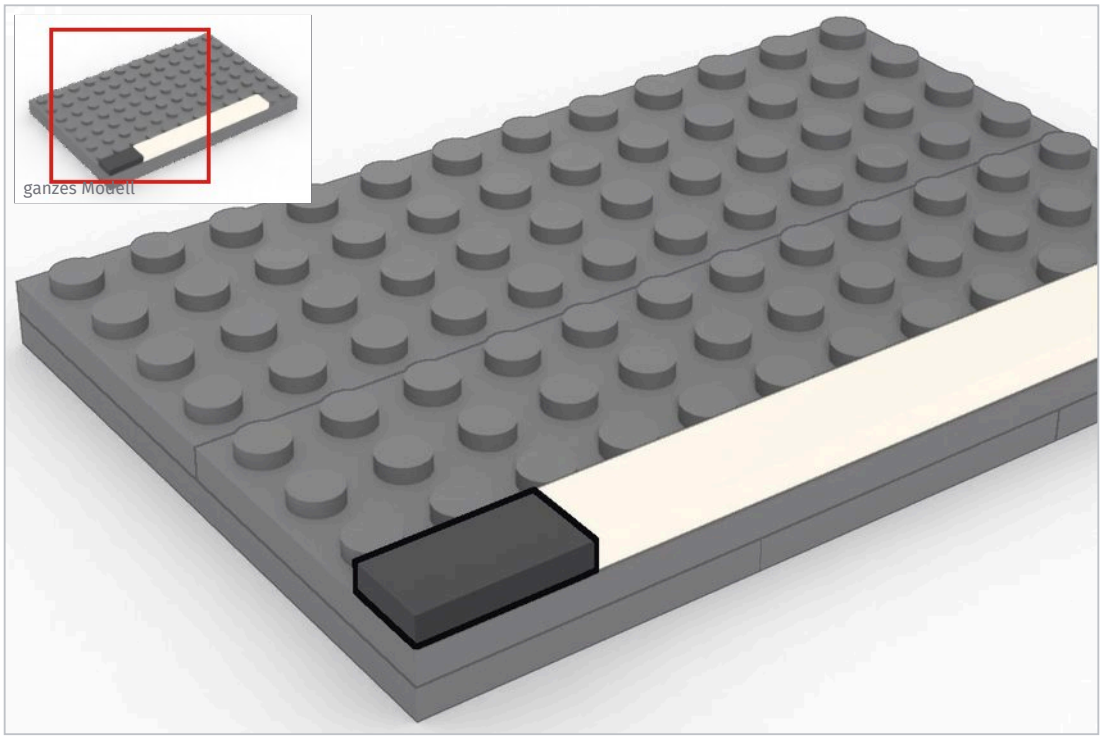

5



1x
Schwarz
(Black)

Modell drehen



6



1x
Hellbeige
(Tan)

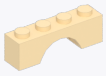

1x
Hellbeige
(Tan)



2x
Hellgrau
(Light Bluish Grey)

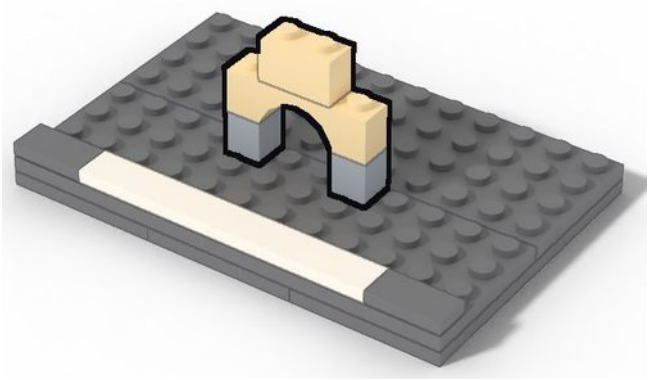

7



2x
Hellgrau
(Light Bluish Grey)



2x
Hellgrau
(Light Bluish Grey)

Modell drehen

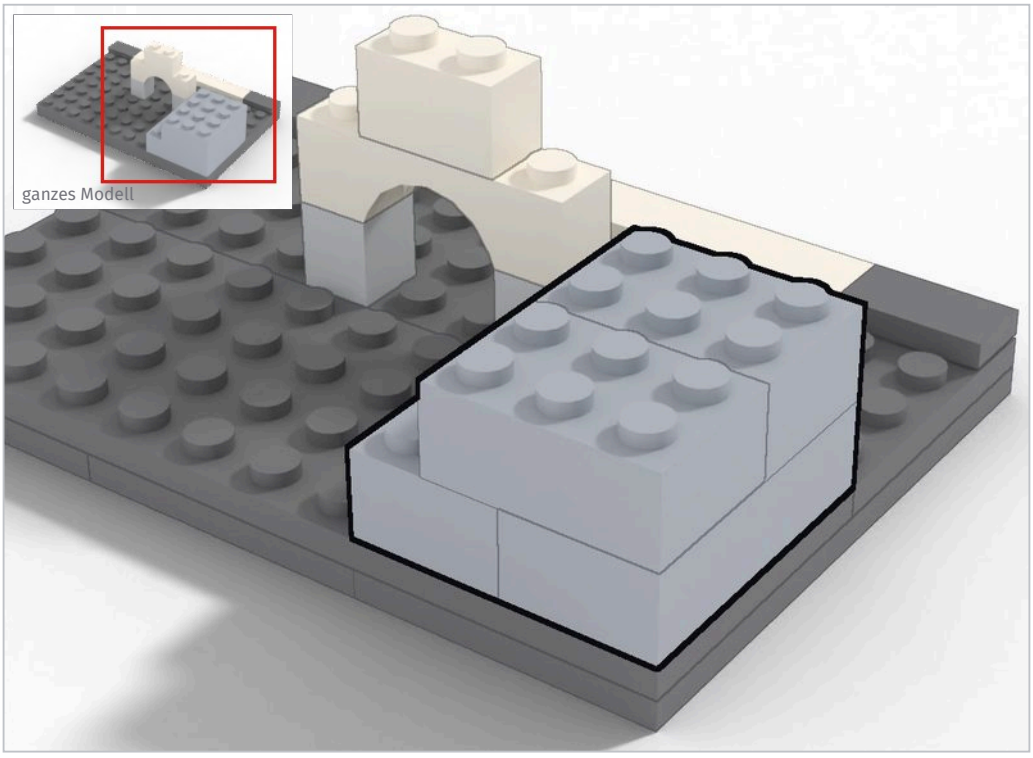

8



1x **Hellbeige** (Tan)
1x **Hellbeige** (Tan)
1x **Hellgrau** (Light Bluish Grey)
1x **Hellgrau** (Light Bluish Grey)
1x **Hellgrau** (Light Bluish Grey)

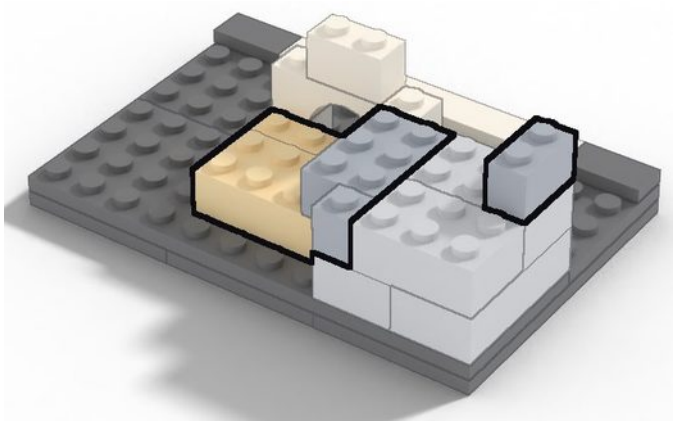

9



1x **Hellgrau** (Light Bluish Grey)
1x **Hellgrau** (Light Bluish Grey)
2x **Hellgrau** (Light Bluish Grey)

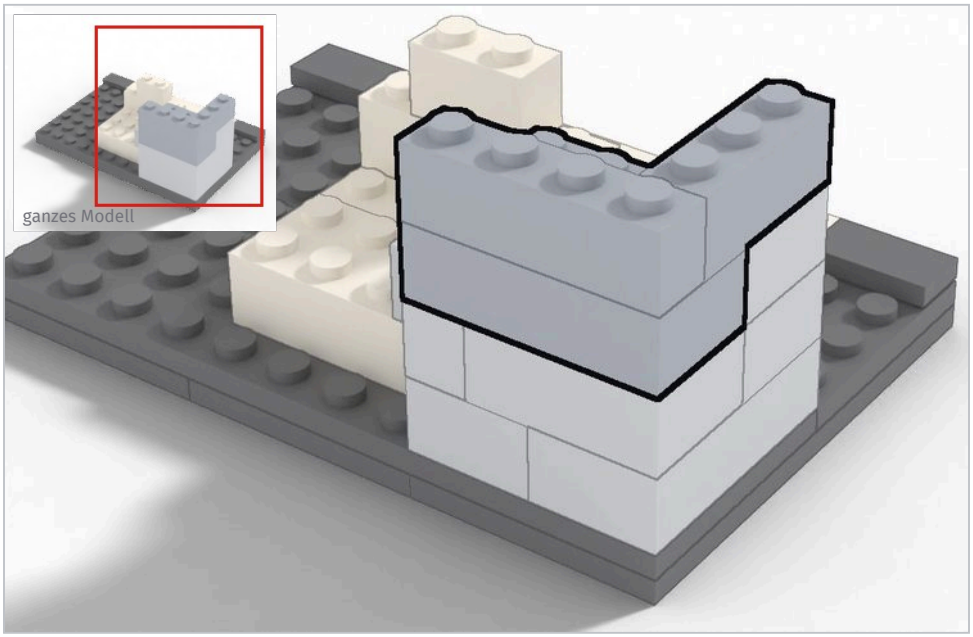

10



1x **Hellbeige** (Tan)
3x **Dunkelbeige** (Dark Tan)
1x **Dunkelbeige** (Dark Tan)
1x **Dunkelbeige** (Dark Tan)

Modell drehen

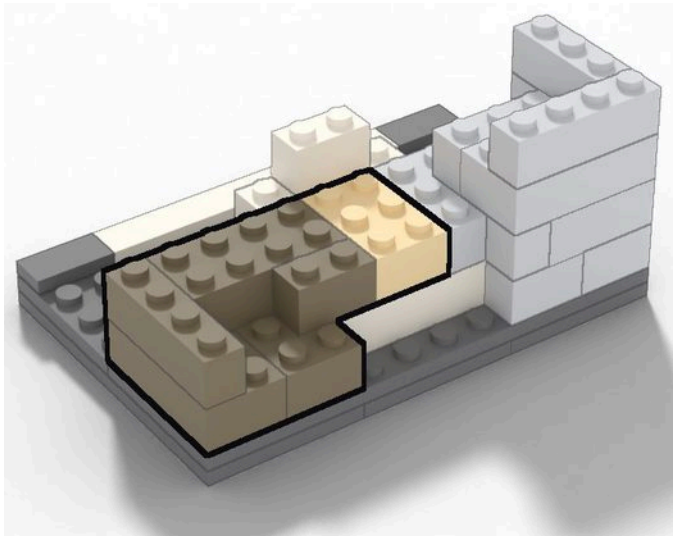

11



1x **Dunkelbeige** (Dark Tan)
1x **Dunkelbeige** (Dark Tan)
1x **Dunkelbeige** (Dark Tan)

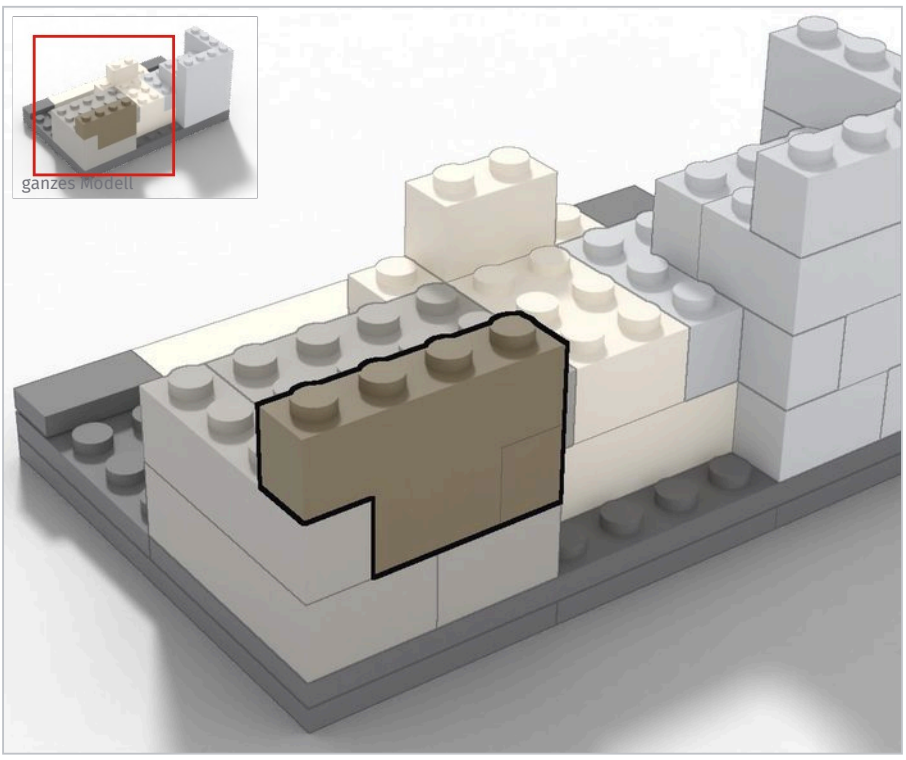

12


1x
Dunkelbeige
(Dark Tan)


1x
Dunkelbeige
(Dark Tan)


1x
Dunkelbeige
(Dark Tan)


1x
Dunkelbeige
(Dark Tan)


1x
Hellgrau
(Light Bluish Grey)

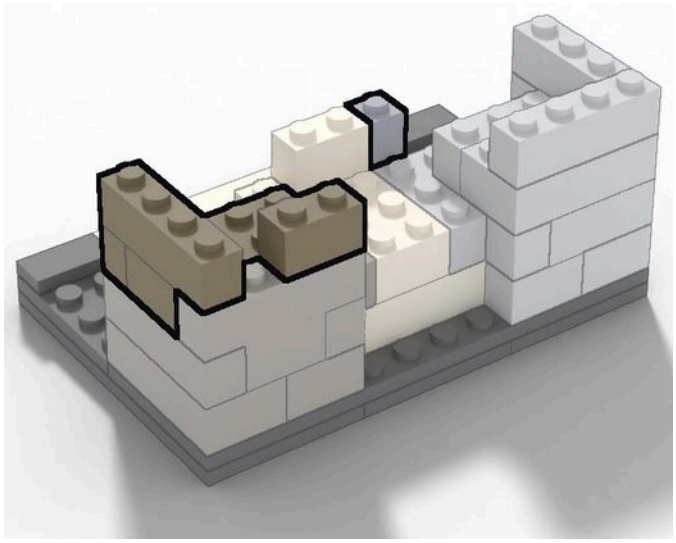

13


2x
Hellbeige
(Tan)


1x
Hellbeige
(Tan)


1x
Hellgrau
(Light Bluish Grey)

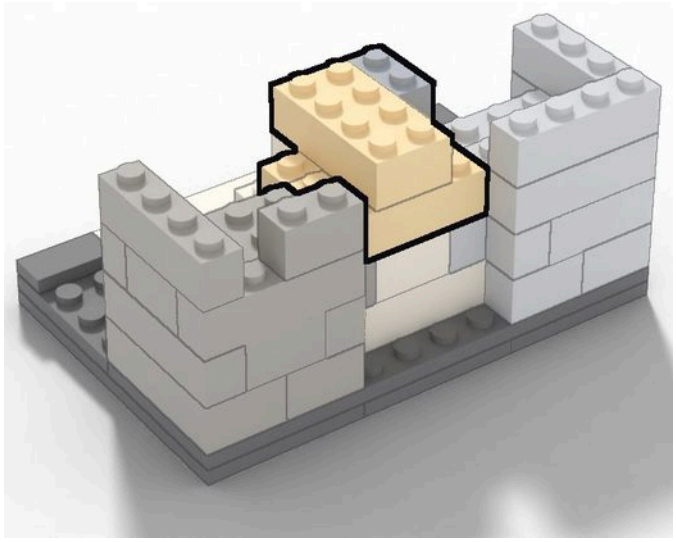

14



1x
Hellbeige
(Tan)

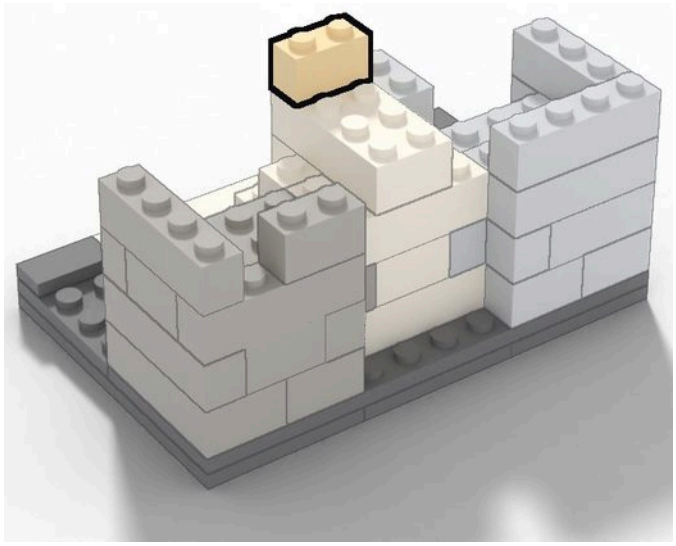

15



4x
Schwarz
(Black)



2x
Hellgrau
(Light Bluish Grey)

Modell drehen

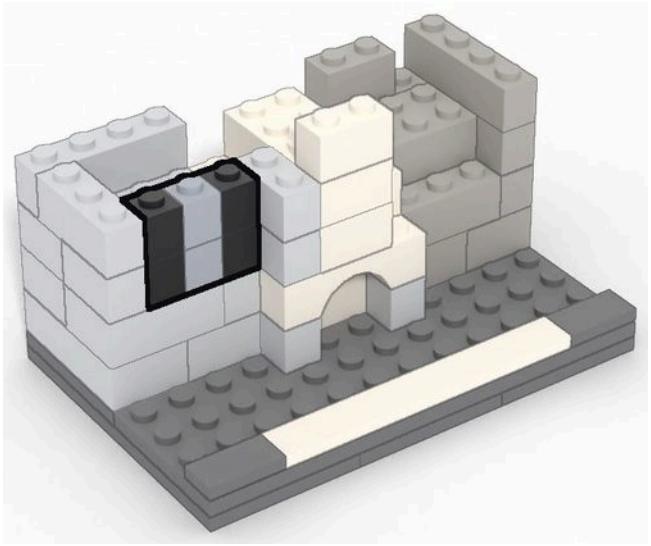

16



1x
Rotbraun
(Reddish Brown)



3x
Rotbraun
(Reddish Brown)



1x
Hellgrau
(Light Bluish Grey)

Modell drehen

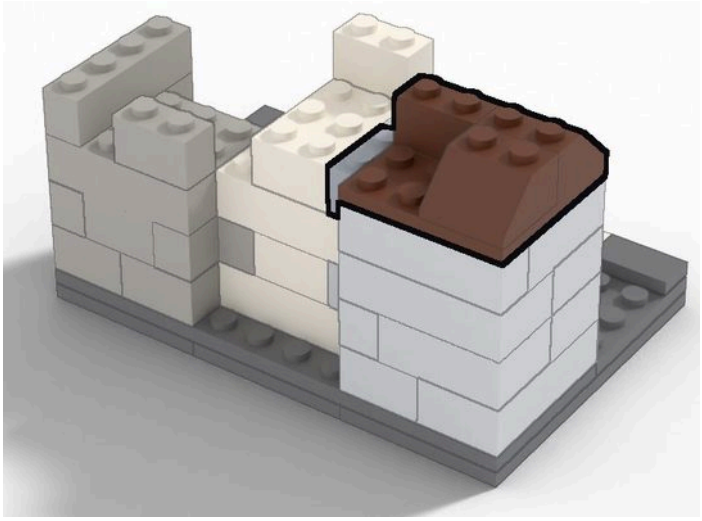

17



1x
Rotbraun
(Reddish Brown)

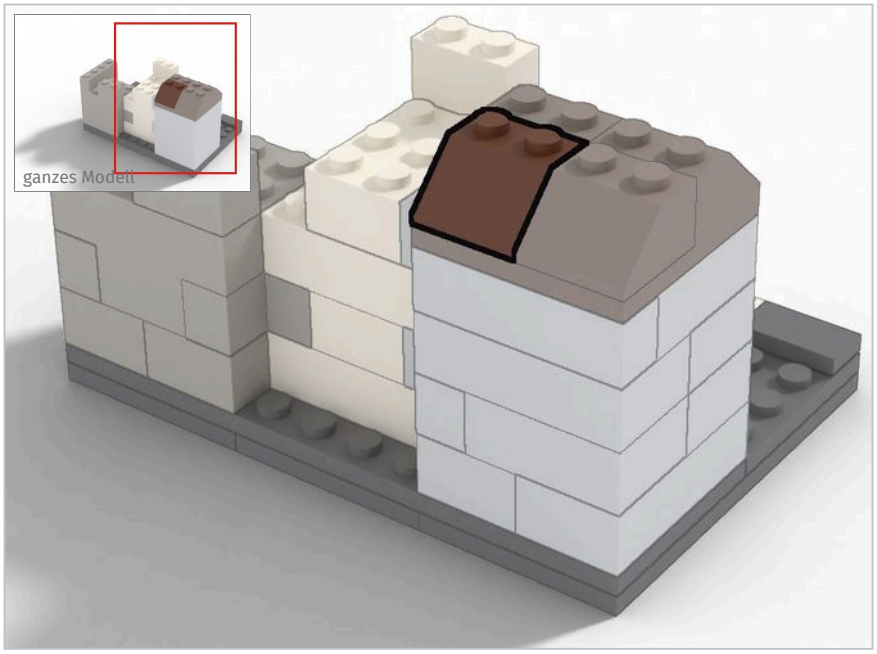

18



Modell drehen

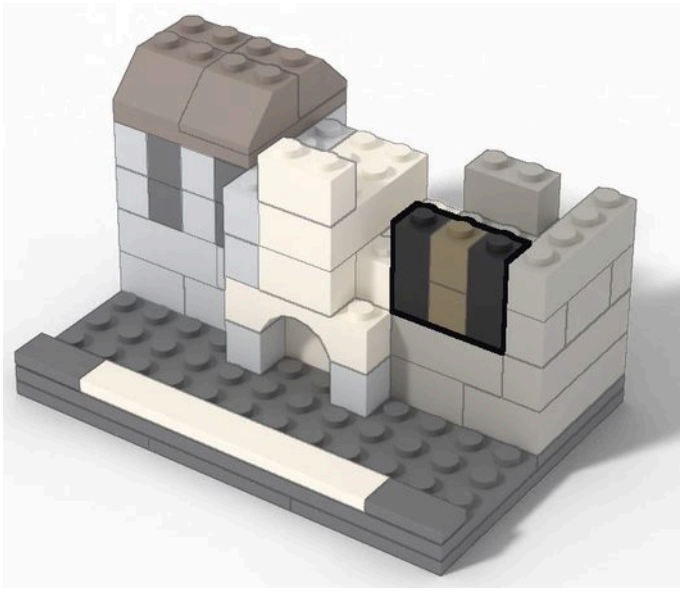

19



Modell drehen

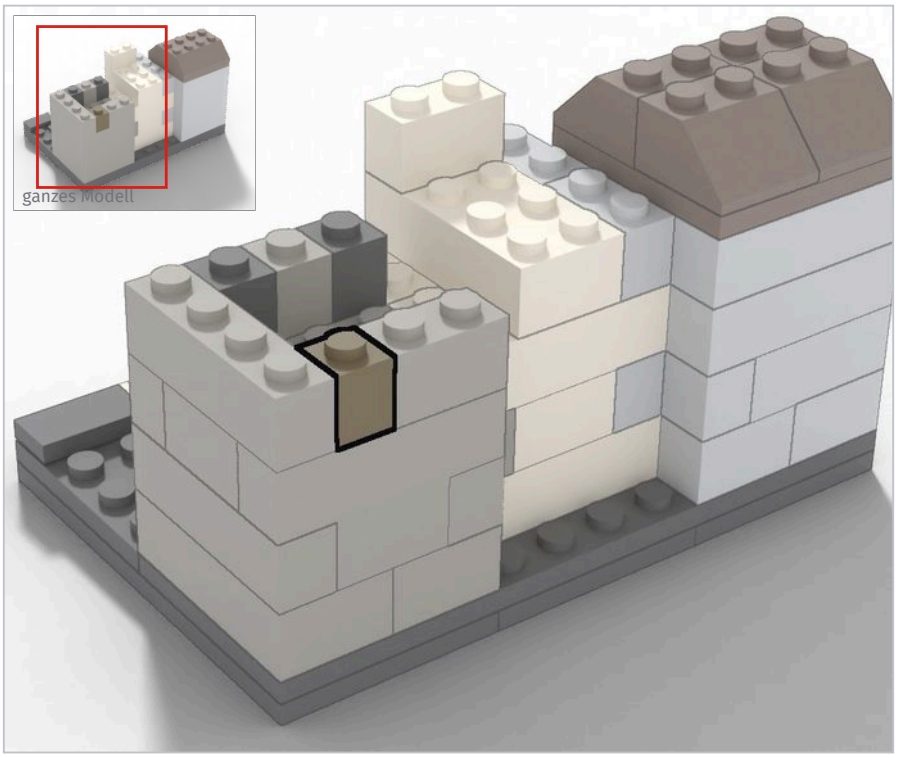

20



1x
Dunkelbeige
(Dark Tan)



1x
Dunkelbeige
(Dark Tan)



1x
Rotbraun
(Reddish Brown)

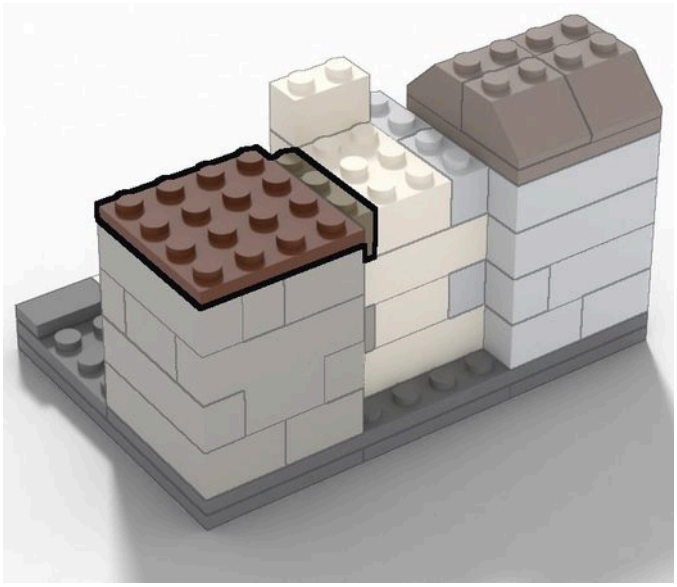

21



2x
Hellbeige
(Tan)



1x
Hellbeige
(Tan)



2x
Hellbeige
(Tan)

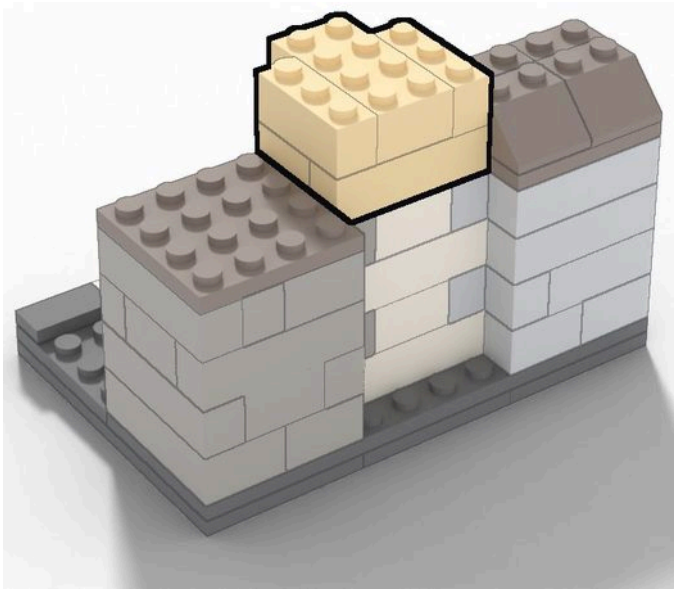

22



2x
Hellbeige
(Tan)



3x
Hellbeige
(Tan)

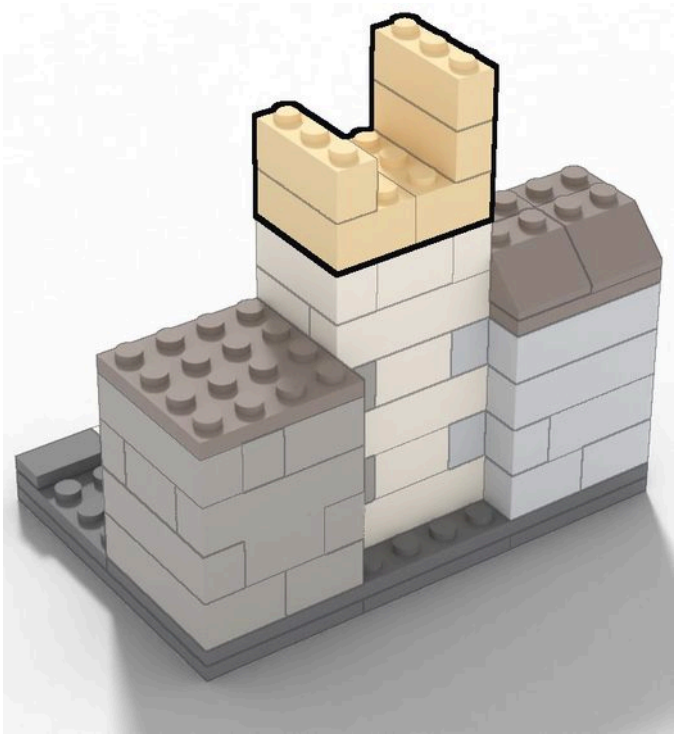

23



1x
Schwarz
(Black)



1x
Hellbeige
(Tan)



1x
Hellbeige
(Tan)



1x
Hellbeige
(Tan)



Modell drehen

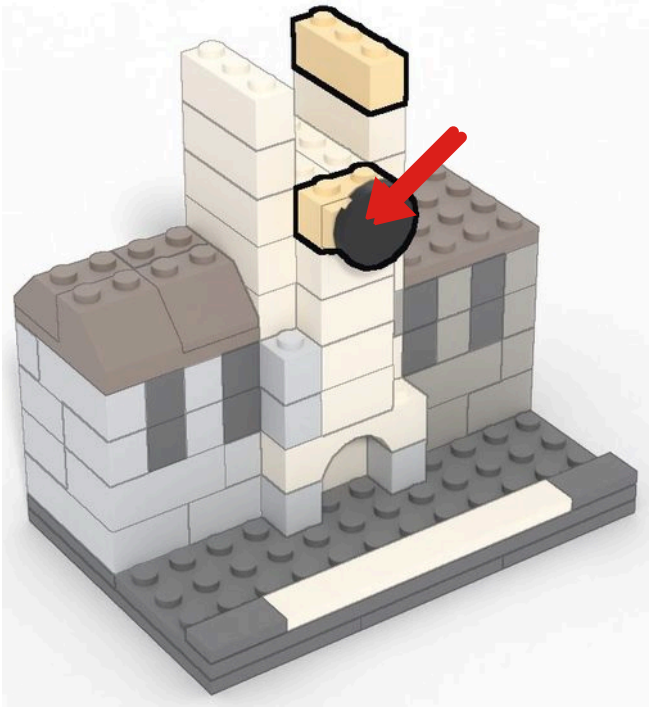

24



6x
Hellgrau
(Light Bluish Grey)

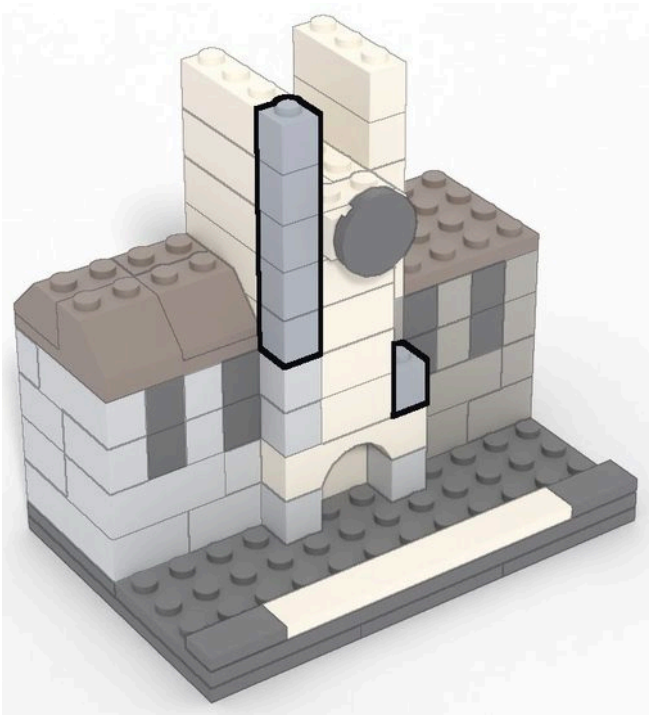

25



6x
Hellgrau
(Light Bluish Grey)



Modell drehen

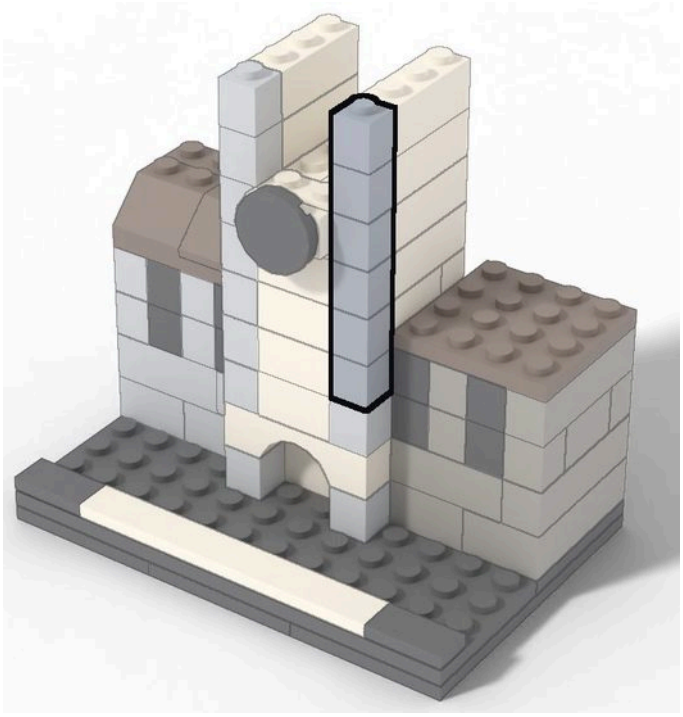

26



2x
Hellbeige
(Tan)



1x
Rotbraun
(Reddish Brown)



2x
Rotbraun
(Reddish Brown)



27



4x
Rotbraun
(Reddish Brown)



2x
Rotbraun
(Reddish Brown)



28

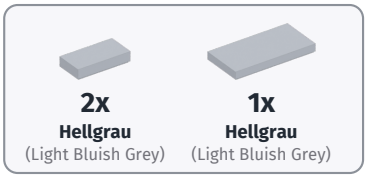

Modell drehen

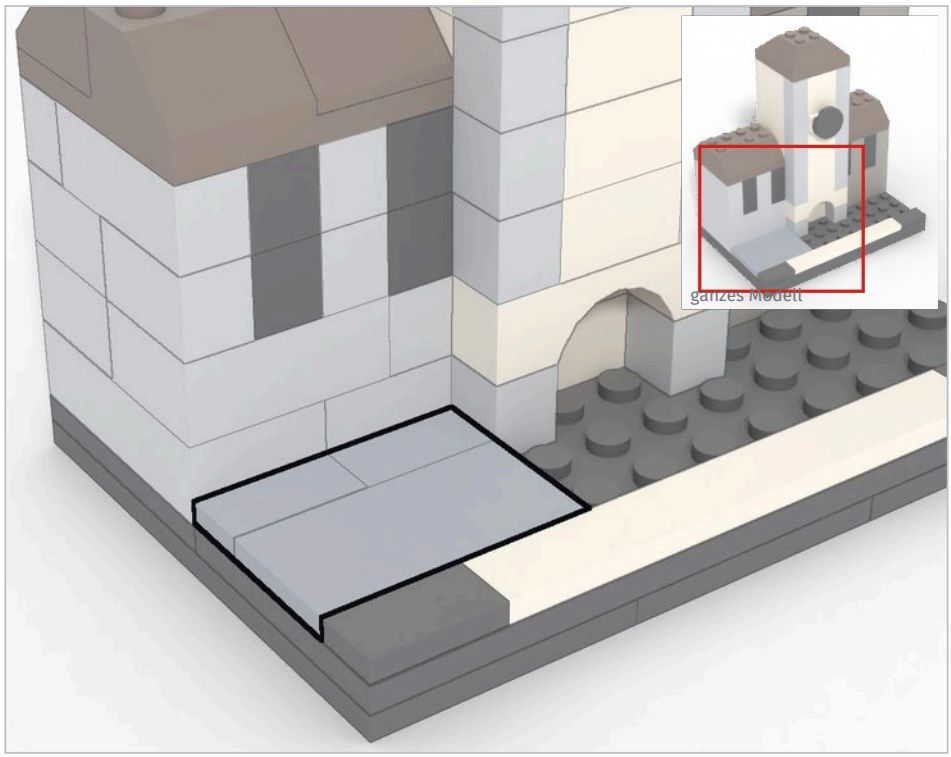

29

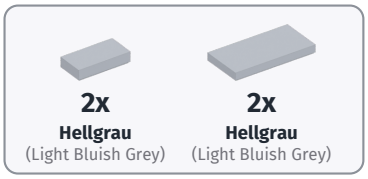

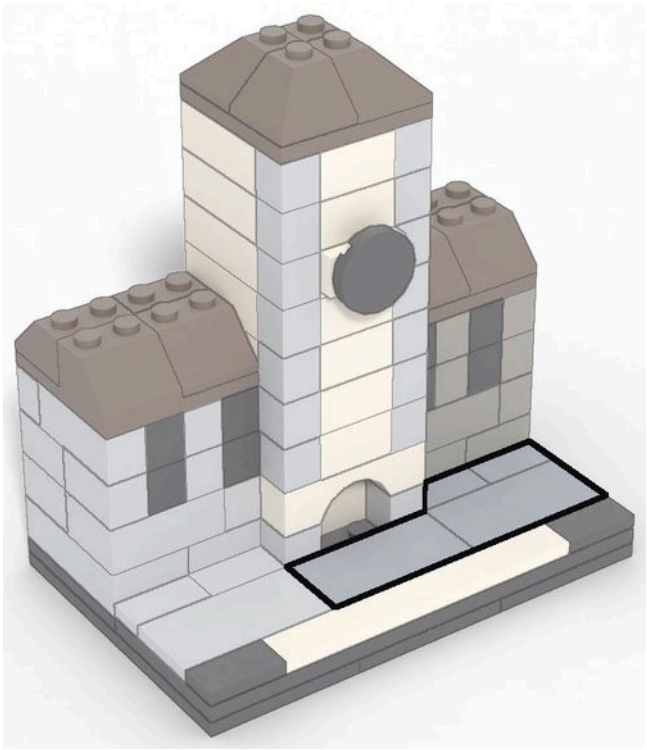

Teileliste



1x
14769



8x
3005 · Black



2x
3029



3x
3035 · Black



2x
3069b



5x
3001



1x
3003



2x
3004 · Dark Tan



6x
3005 · Dark Tan



3x
3010 · Dark Tan



4x
3001



3x
3002



2x
3004 · Light Bluish Gray



18x
3005 · Light Bluish Gray



1x
3010 · Light Bluish Gray



4x
3069 · Light Bluish Gray



2x
3622 · Light Bluish Gray



3x
87079 · Light Bluish Gra



3x
3031 · Reddish Brown



8x
3039 · Reddish Brown



4x
3045 · Reddish Brown



1x
11211 · Tan



1x
15573 · Tan



7x
3001



3x
3002



2x
3004 · Tan



3x
3010 · Tan



6x
3622 · Tan



1x
3659 · Tan



1x
4162

Zytglogge

Bern

Scannen für dieses Wahrzeichen online: die Anleitung, seine Geschichte und die Teilebestellung (eine Pick-a-Brick-Bestellung für alle Steine oder eine BrickLink-Wanted-List).

https://myswissbricktrip.com/de/landmarks/zytglogge.html

Kostenlose Anleitung unter CC BY-NC 4.0: teilen, bauen, keine kommerzielle Nutzung. Ein unabhängiges, nicht kommerzielles Hobbyprojekt, mit keinem Steinhersteller verbunden. Fotos behalten ihre eigenen Lizenzen (siehe Bildnachweis).